



lumini Solucoes em Iluminacao LTDA
www.lumini.com.br
Email: laboratorio@lumini.com.br
Tel: +55 11 3437-5555 Fax: +55 11 3437-5555
Address: Rua Ferreira Viana, 716 - Socorro - São Paulo/SP

lumini

LumCAT:

Luminaire: fresta a w

LampCAT: modulo led 1W 30K irc 90

Ballast type: led driver 350mA

Report No:

Voltage(V): 127.9300

Test No:

Current(A): 0.0300

Number of Lamps: 1

Power (W): 1.4710

Lamp flux(lm): 135.0

PF: 0.3840

Length(mm): 4

Width(mm): 20

Phm Type: C

Height(mm): 0

Photometric Results

Lumens(lm): 16.34, Efficiency(%): 12.10% , Luminous Efficacy(lm/W): 11.11

Central intensity(cd): 0.000, Maximum intensity(cd): 28.566

Angle of maximum intensity: C=90.0 γ =70.0

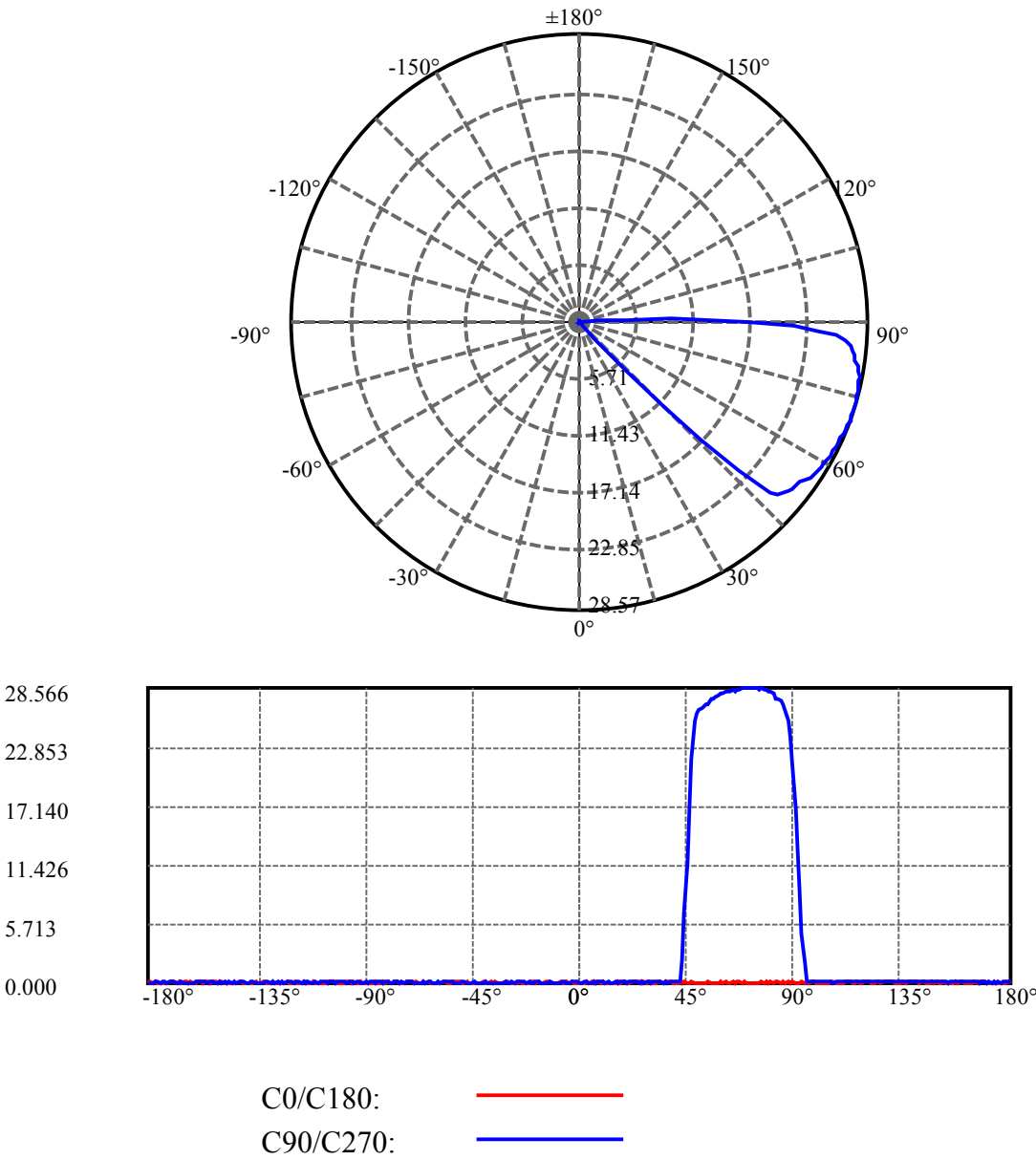
Beam angle of C90 plane : 183.00

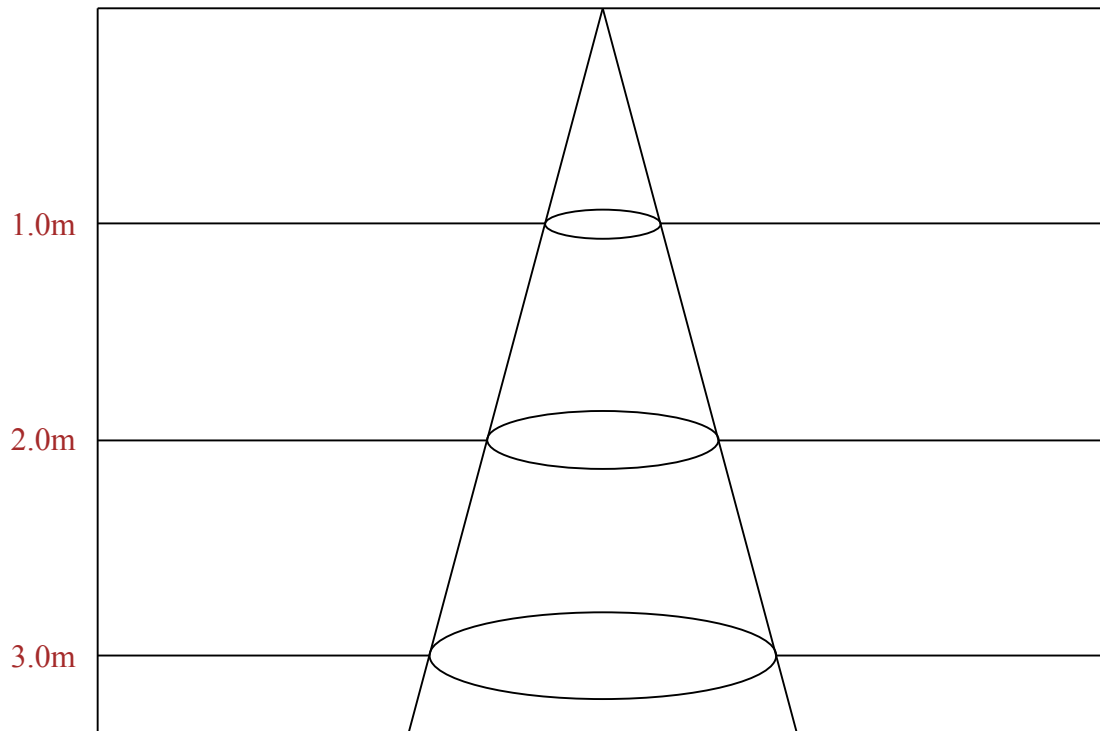
Average BeamAngle(IEC 61341): 180.00

Equipment: equipamento lumini
Temperature(°C): 25.5

Date: 07/05/2025
Humidity(%): 64.0%

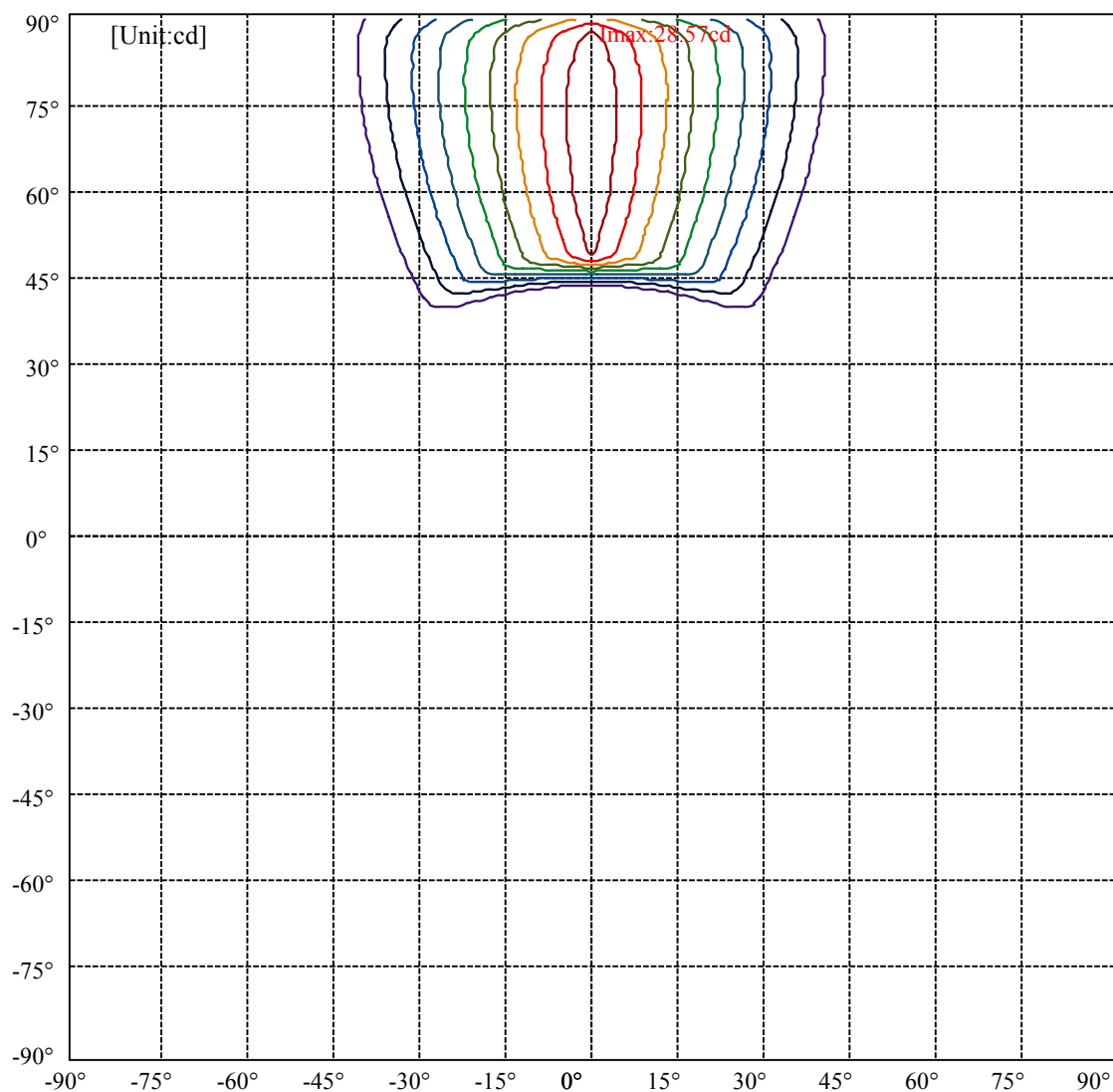
Operator: 01
Distance(m): 6.90





Max , Ave

Beam angle of C90 plane 183.00



(10%Imax) 2.8566	—————
(20%Imax) 5.7132	—————
(30%Imax) 8.5698	—————
(40%Imax) 11.4264	—————
(50%Imax) 14.283	—————
(60%Imax) 17.1396	—————
(70%Imax) 19.9962	—————
(80%Imax) 22.8528	—————
(90%Imax) 25.7094	—————

Luminance Table

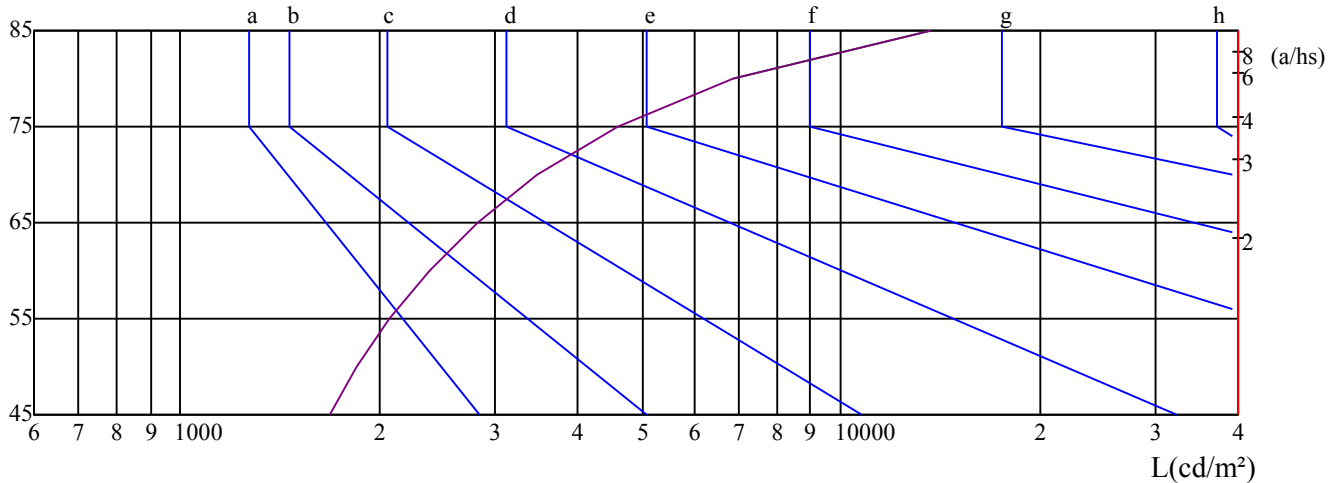
γ	45	50	55	60	65	70	75	80	85
C0	0	0	0	0	0	0	0	6854	13657
C45	1683	1852	2075	2381	2816	3480	4599	6854	13657
C90	207884	512921	597640	701057	836462	1044017	1372734	2025468	3871641

L(Hor)(65)	L(Ver)(65)	L45(65)	L(Hor)(75)	L(Ver)(75)	L45(75)	L(Hor)(85)	L(Ver)(85)	L45(85)
1408	419639	2112	0	686367	3449	13657	1935821	13657

Glare Table

Glare	Quality	Service Values Illuminance(lx)							
1.15	A	2000	1000	500	≤ 300				
1.5	B		2000	1000	500	≤ 300			
1.85	C			2000	1000	500	≤ 300		
2.2	D				2000	1000	500	≤ 300	
2.55	E					2000	1000	500	≤ 300
		a	b	c	d	e	f	g	h

Luminance Limiting Curve

 $\gamma(^{\circ})$ 

C0 ———

C45 ———

C90 ———

Illumination assessment according UGR											
Rf of Ceiling		70	70	50	50	30	70	70	50	50	30
Rf of Wall		50	30	50	30	30	50	30	50	30	30
Rf of Floor		20	20	20	20	20	20	20	20	20	20
Room dimensions		Viewed crosswise					Viewed endwise				
X	Y										
2H	2H	12.00	14.02	12.42	14.45	14.90	38.84	40.87	39.27	41.30	41.74
	3H	11.96	13.88	12.41	14.33	14.79	43.36	45.28	43.80	45.72	46.19
	4H	11.98	13.83	12.43	14.28	14.76	45.70	47.55	46.16	48.00	48.48
	6H	12.31	14.07	12.77	14.53	15.04	48.28	50.05	48.74	50.50	51.01
	8H	12.69	14.41	13.16	14.88	15.39	49.63	51.36	50.10	51.82	52.34
	12H	13.10	14.78	13.58	15.25	15.77	51.12	52.80	51.59	53.27	53.79
4H	2H	26.14	27.99	26.59	28.44	28.92	38.70	40.55	39.16	41.00	41.48
	3H	25.97	27.66	26.44	28.13	28.65	43.48	45.16	43.95	45.63	46.16
	4H	25.95	27.52	26.44	28.01	28.56	46.14	47.71	46.63	48.20	48.75
	6H	25.89	27.35	26.40	27.86	28.40	49.04	50.50	49.55	51.01	51.55
	8H	25.88	27.28	26.40	27.79	28.35	50.64	52.03	51.16	52.55	53.10
	12H	25.89	27.21	26.42	27.72	28.30	52.41	53.73	52.94	54.24	54.83
8H	4H	32.59	33.98	33.11	34.50	35.05	46.10	47.49	46.62	48.01	48.56
	6H	32.52	33.75	33.05	34.28	34.87	49.19	50.42	49.73	50.95	51.54
	8H	32.56	33.68	33.11	34.25	34.83	51.05	52.17	51.60	52.74	53.32
	12H	32.56	33.56	33.11	34.14	34.73	53.14	54.15	53.70	54.73	55.32
12H	4H	35.47	36.78	35.99	37.29	37.88	46.09	47.41	46.62	47.92	48.50
	6H	35.57	36.69	36.12	37.26	37.84	49.23	50.35	49.78	50.92	51.50
	8H	35.56	36.57	36.12	37.15	37.74	51.08	52.09	51.63	52.66	53.25
Variation with the observer position at spacings:											
S = 1.0H		0.2/-1.7					1.8/-5.8				
S = 1.5H		0.2/-1.9					1.8/-6.2				
S = 2.0H		0.3/-1.8					2.7/-6.4				
Standard tables:		BKBF					BK12				
Uncorrected UGR		33.3					13.3				

依据CIE Publ. 117 计算 UGR, S/H = 0.25